

Cardiac CTA Three-Day Training Course

50 LIVE CASES | 75 TOTAL CASES

TARGET AUDIENCE

This comprehensive three-day course is designed for cardiologists, radiologists, cardiovascular surgeons and other physicians with an interest in gaining competency in cardiac CTA knowledge and interpretation. Beginner, novice and advanced readers can all enjoy the experience of live, high-quality, approved studies done and read by you the same day. Those desiring didactic teaching on dose modulation, low dose scanning and low volume contrast protocols, scanner set up, ECG editing and best reconstruction methods will benefit from our integrated lecture format. The cases meet the Society for Cardiac Computed Tomography's (SCCT) Level II and Level III requirements.

WHAT YOU WILL LEARN:

This course will provide attendees with the training they need to become an accomplished, confident and independent cardiac CTA reader.

Participants will learn how to:

- Properly perform a CTA
- Minimize a patient's exposure to radiation
- Appropriate patient selection
- Separate artifacts from true pathology
- Accurately and succinctly report findings
- Implement the key elements of a successful program

COURSE INFORMATION:

The cardiac CTA course is designed to provide clinically orientated hands-on access to a minimum of 75 cases, including 50 live cases, toward the Level II and Level III credentialing requirements outlined by the SCCT. This course is endorsed by the SCCT and live cases are selected to emphasize appropriate patient selection for cardiac CTA, as well as to illustrate the totality of scanning, reporting and the management of clinical issues. The library cases will draw from a wide spectrum of studies emphasizing the range of findings encountered in a typical hospital implementation of a calcium scoring and cardiac CTA service line. The topics for core knowledge in cardiac CTA are integrated into the lecture and hands-on formats.

WHY PARTICIPATE:

The SCCT practice pathway gives you until 2010 to complete the Level II certification. After July 1, 2010, cardiac CTA training will require a two month fellowship.

COURSE DIRECTORS:

The course is led by highly experienced Level III certified instructors Roger Bies, M.D., F.A.C.C., and Carter Newton, M.D., F.A.C.C., who have trained more than 1,300 cardiologists and radiologist in cardiac CTA.

CME ACCREDITATION:

Catholic Healthcare West - East Valley Office of Continuing Medical Education (OCME) is accredited by the Arizona Medical Association to provide continuing medical education for physicians. The OCME designates this educational activity for a maximum of 25.50 AMA PRA Category 1 credit(s)[™]. Physicians should only claim credit commensurate with the extent of their participation in the activity.

DATES:

October 8-10, 2009, from 8:00 a.m. to 5:30 p.m.

COST:

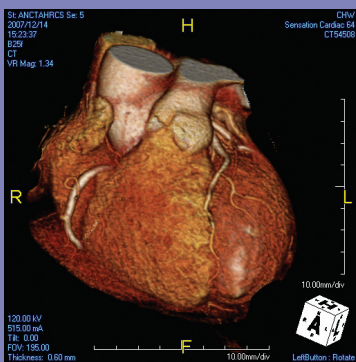
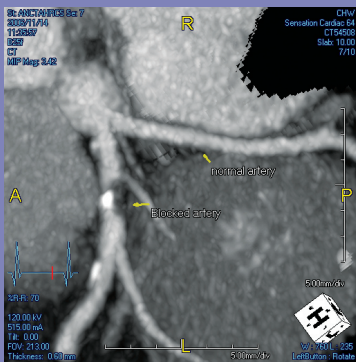
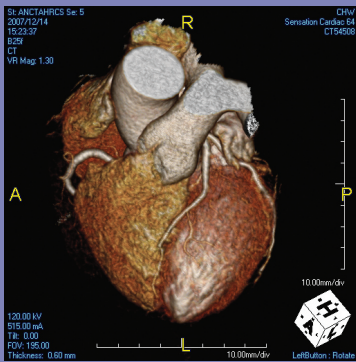
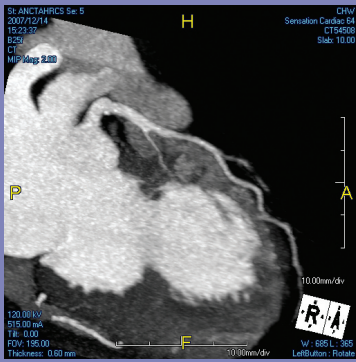
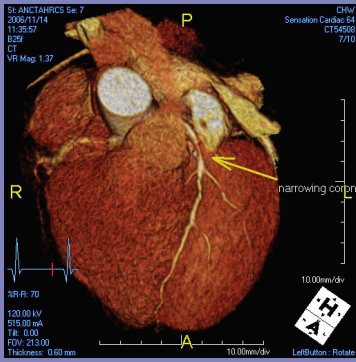
The cost for the three-day course is \$2,250. CHW employees will receive a 10% discount.

LOCATION:

Chandler Regional Medical Center
475 South Dobson Road, Chandler, Ariz.
Radiology Consult Room | First Floor

TO REGISTER:

Pre-registration is required and space is limited. The next two sessions will be offered January 15-17 and April 22-24, 2010. For more information, or to register for the course, please visit www.chwccta.com or call **480.728.9985**.



Catholic Healthcare West - East Valley
Office of Continuing Medical Education

Co-sponsored by DirectClarity, LLC.